



lumini Solucoes em Iluminacao LTDA
www.lumini.com.br
Email:laboratorio@lumini.com.br
Tel:+55 11 3437-5555 Fax:+55 11 3437-5555
Address:Rua Ferreira Viana, 716 - Socorro - São Paulo/SP

lumini

LumCAT:

Luminaire: no frame led darklight 17 serie 3 e fm

LampCAT: modulo led 12W 30K irc 90

Ballast type: led driver 700mA

Report No:

Voltage(V): 127.0100

Test No:

Current(A): 0.1090

Number of Lamps: 1

Power (W): 13.5840

Lamp flux(lm): 1290.0

PF: 0.9860

Length(mm): 160

Width(mm): 25

Phm Type: C

Height(mm): 0

Photometric Results

Lumens(lm): 1125.85, Efficiency(%): 87.27% , Luminous Efficacy(lm/W): 82.88

Central intensity(cd): 3783.828, Maximum intensity(cd): 3783.828

Angle of maximum intensity: C=0.0 γ =0.0

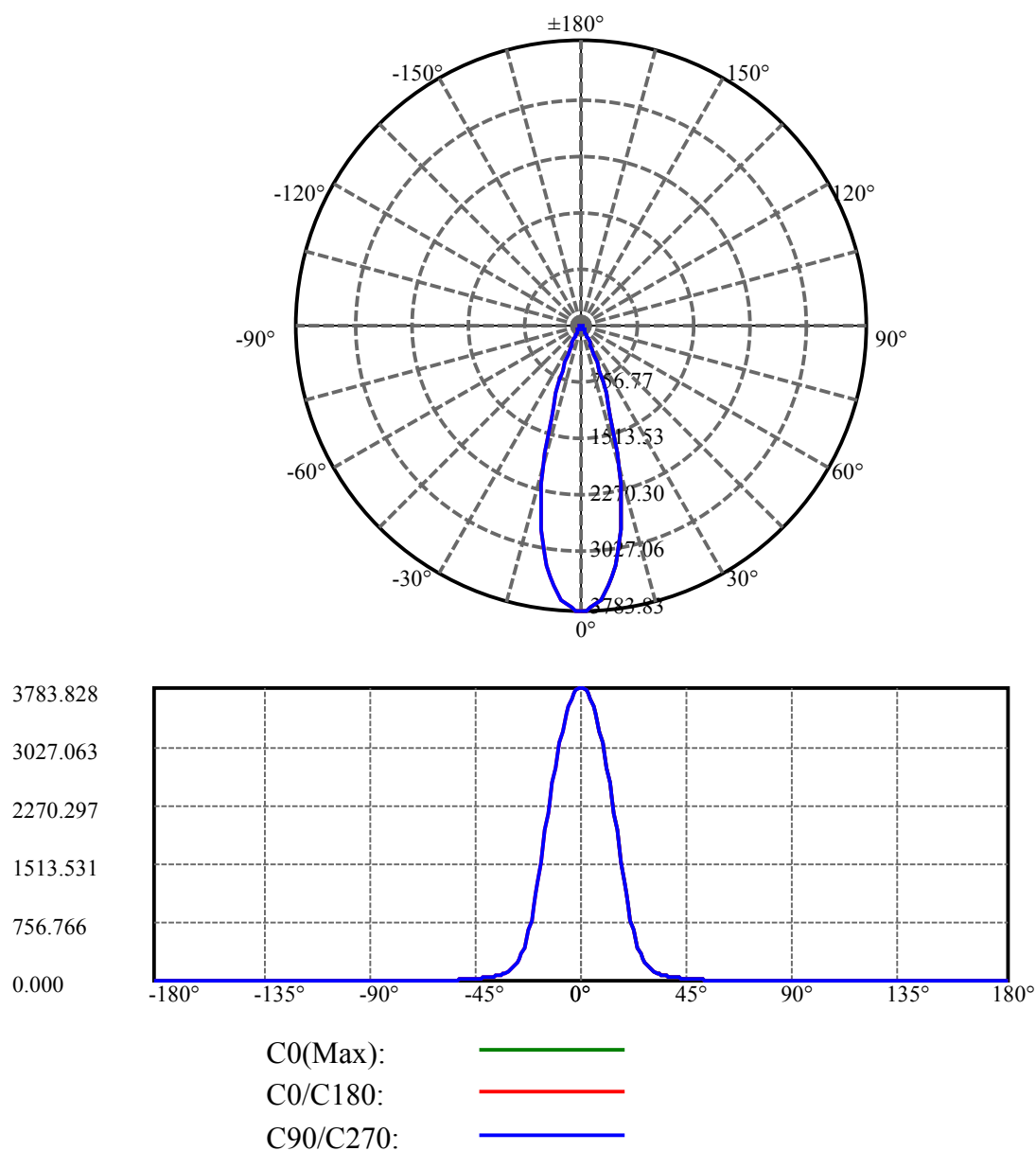
Beam angle of C0 plane : 30.66

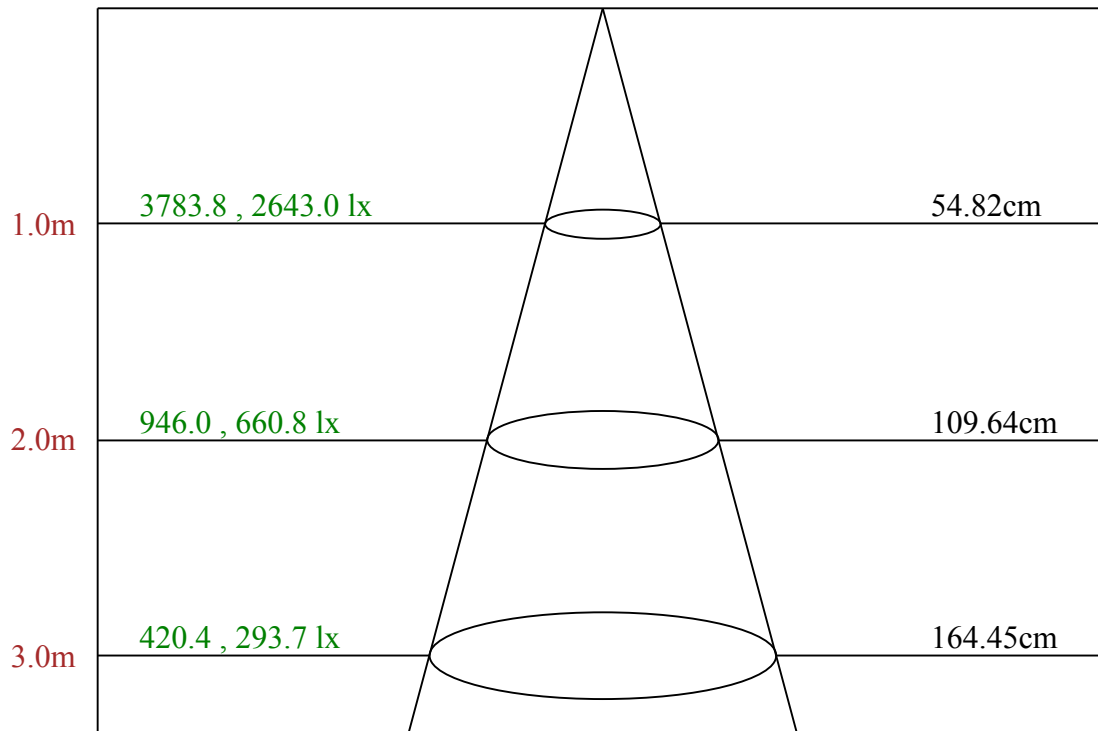
Aveage BeamAngle(IEC 61341):30.66

Equipment: equipamento lumini
Temperature(°C): 26.3

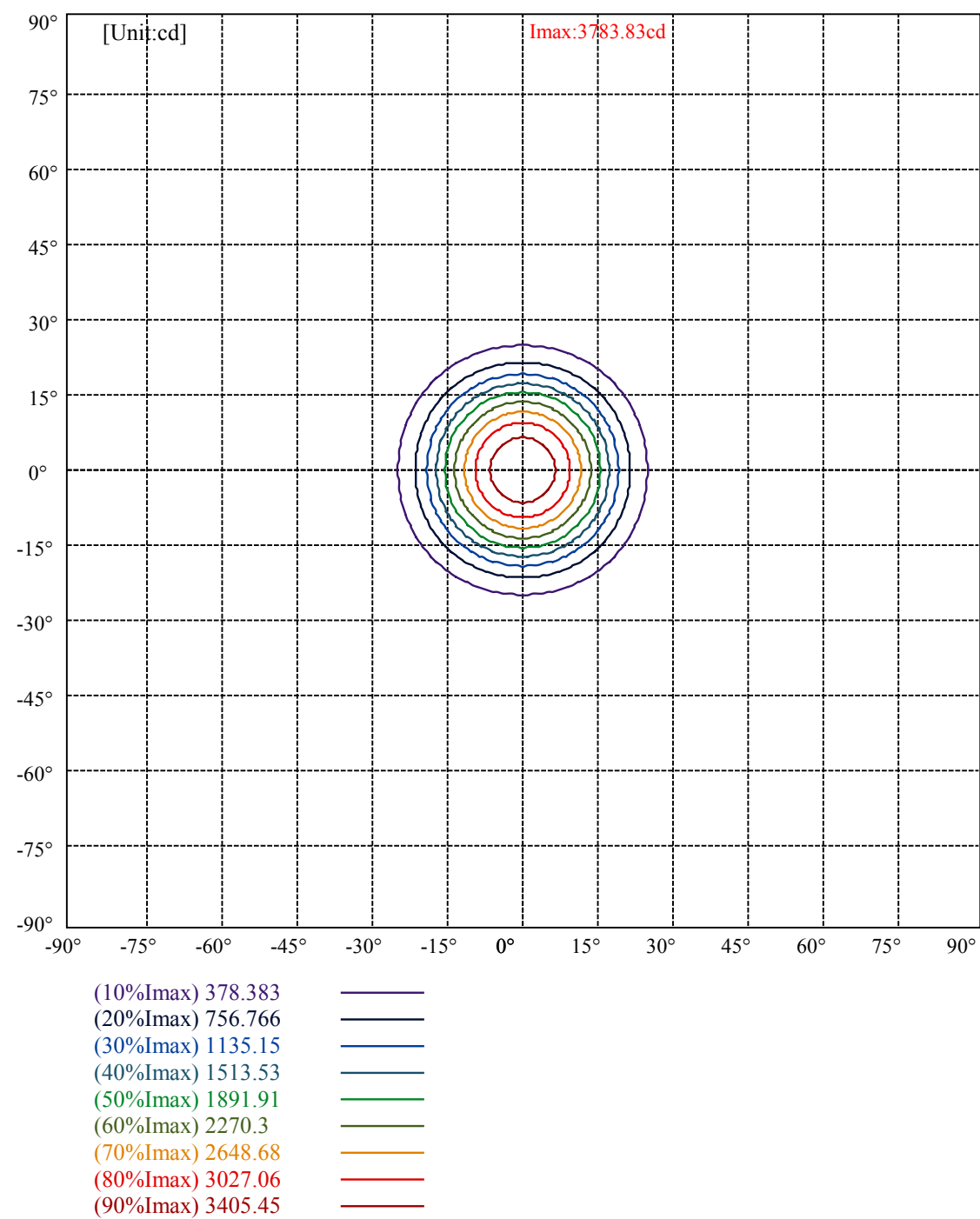
Date: 12/02/2025
Humidity(%): 57.0%

Operator: 01
Distance(m): 6.90





Max , Ave Beam angle of C0 plane 30.66



lumini

Luminance Limiting Curve(no luminous side)

Appendix Page: 5 Total:5

Luminance Table

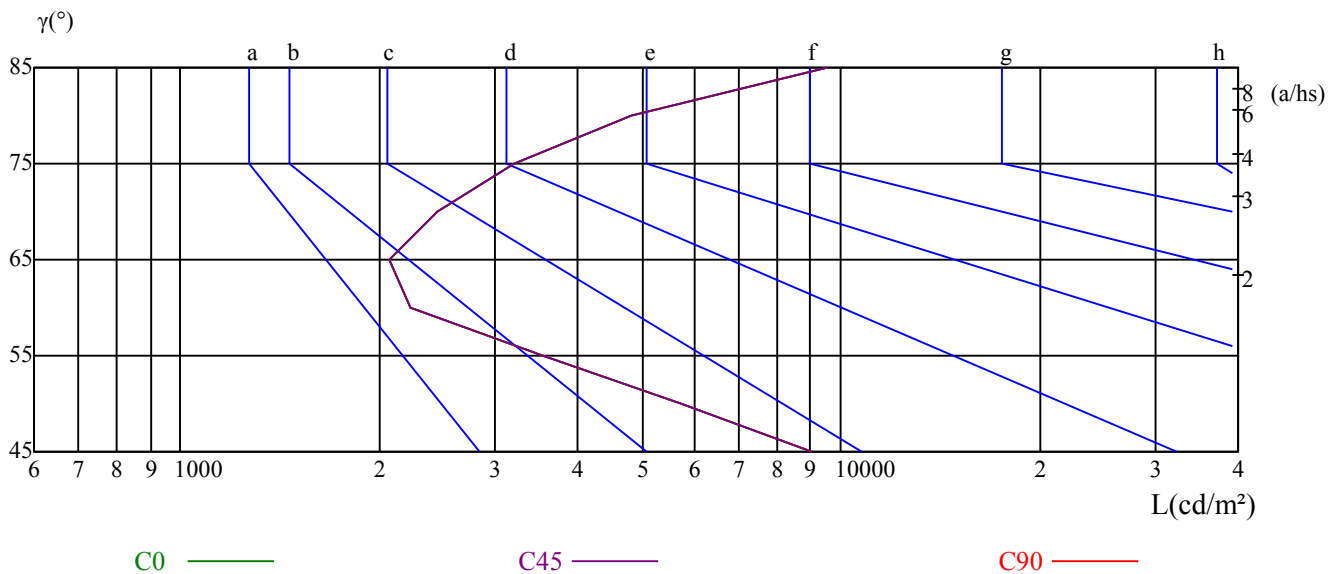
| γ | 45 | 50 | 55 | 60 | 65 | 70 | 75 | 80 | 85 |
|----------|------|------|------|------|------|------|------|------|------|
| C0 | 9014 | 5724 | 3533 | 2226 | 2074 | 2449 | 3208 | 4815 | 9543 |
| C45 | 9014 | 5724 | 3533 | 2226 | 2074 | 2449 | 3208 | 4815 | 9543 |
| C90 | 9014 | 5724 | 3533 | 2226 | 2074 | 2449 | 3208 | 4815 | 9543 |

| L(Hor)(65) | L(Ver)(65) | L45(65) | L(Hor)(75) | L(Ver)(75) | L45(75) | L(Hor)(85) | L(Ver)(85) | L45(85) |
|------------|------------|---------|------------|------------|---------|------------|------------|---------|
| 2074 | 2074 | 2074 | 3208 | 3208 | 3208 | 9543 | 9543 | 9543 |

Glare Table

| Glare | Quality | Service Values Illuminance(lx) | | | | | | | |
|-------|---------|--------------------------------|------|------|------------|------------|------------|------------|------------|
| 1.15 | A | 2000 | 1000 | 500 | ≤ 300 | | | | |
| 1.5 | B | | 2000 | 1000 | 500 | ≤ 300 | | | |
| 1.85 | C | | | 2000 | 1000 | 500 | ≤ 300 | | |
| 2.2 | D | | | | 2000 | 1000 | 500 | ≤ 300 | |
| 2.55 | E | | | | | 2000 | 1000 | 500 | ≤ 300 |
| | | a | b | c | d | e | f | g | h |

Luminance Limiting Curve



Equipment: equipamento lumini
Temperature($^{\circ}$ C): 26.3

Date: 12/02/2025
Humidity(%): 57.0%

Operator: 01
Distance(m): 6.90